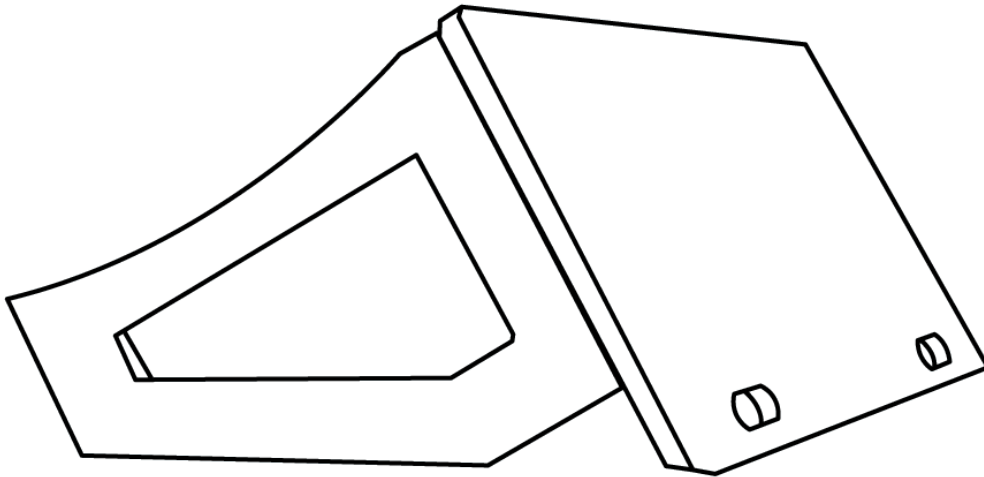


PRO Wall Rebounder

OPERATION INSTRUCTIONS

Copyright © 2022 Football Flick | All Rights Reserved



IMPORTANT: REVIEW CAREFULLY AND KEEP FOR FUTURE REFERENCE

Developed in the UK by iControl Sport Limited / Football Flick.
Assembled in India.

SAFETY AND CARE:

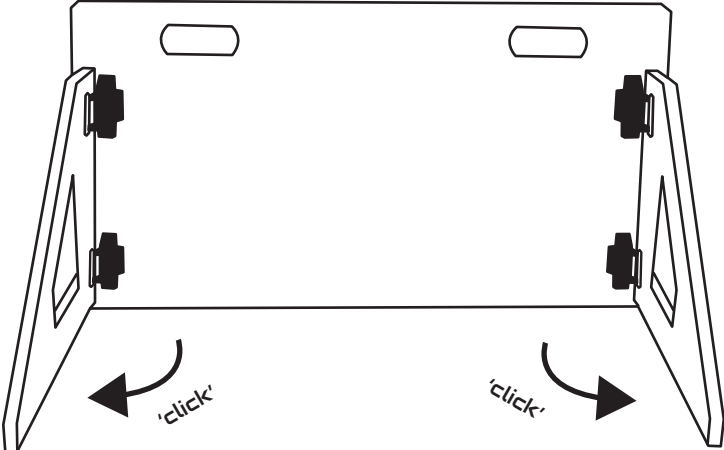
When not in use, always store the unit in the bag provided in a dry place.
Prolonged exposure to sunshine, rain, snow etc. will cause deterioration of the unit.

The Football Flick PRO Wall Rebounder has been designed to be used with standard weight footballs of any size. It has not been designed to be used with heavier adaptations or any other objects. Do not sit, stand or apply pressure to the unit with any other object other than a standard weight football. Assembly should be carried out by an adult. After assembly, regularly check all fastenings are secure.

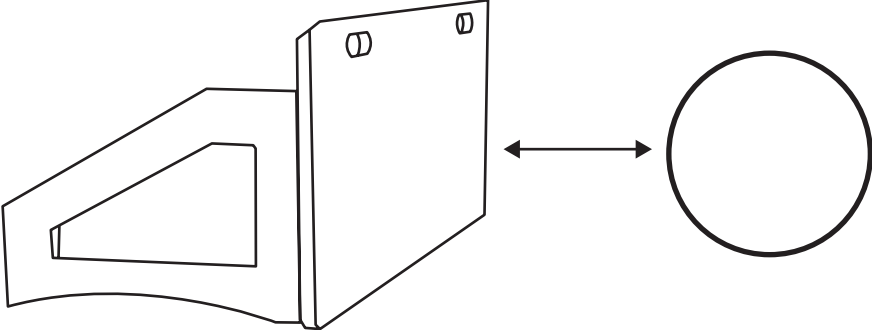
The Football Flick PRO Wall Rebounder should be used responsibly and under the supervision of adults where children may be using the unit.

1

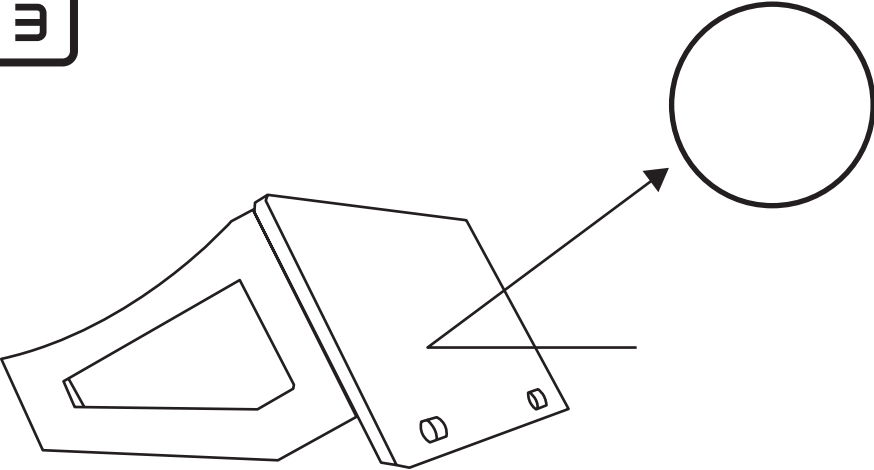
Opening out



2



3



4

Folding down.

